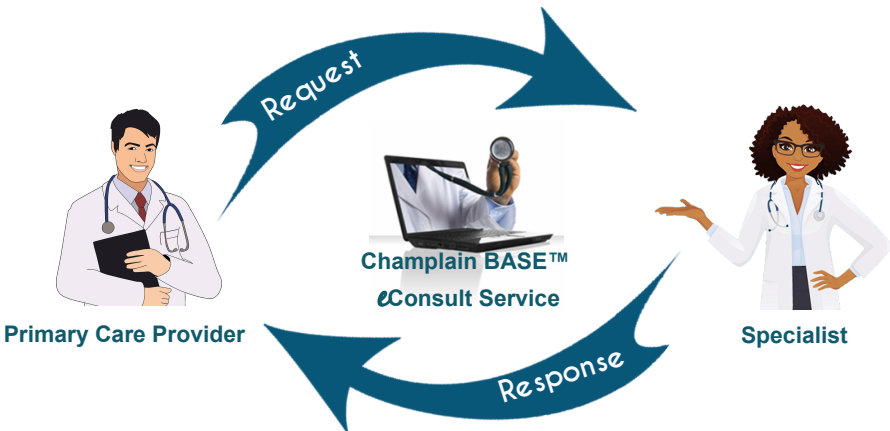


Dermatology eConsults

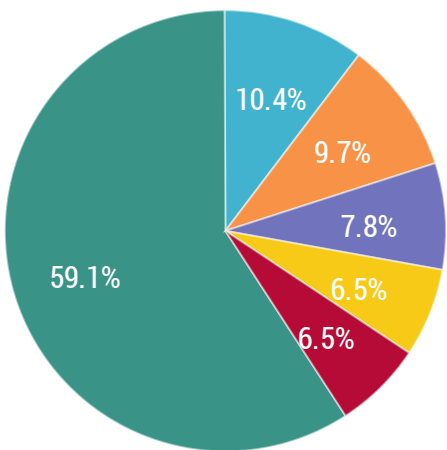


Champlain BASE™ eConsult service improves access to specialist care for patients by facilitating electronic communication between Primary Care Providers (PCPs) and specialists



From July 2011 to January 2015,
217 PCPs submitted
965 eConsults to dermatology specialists

Content of questions asked by PCPs
% of eConsults



Other	59.1%	Dermatitis	10.4%
Infections	9.7%	Neoplasm	7.8%
Nevi	6.5%	Puritus	6.5%

In the other category, topics included: acne, seborrheic keratosis, urticaria, pigmentation disorders, papulosquamous disease, herpes simplex, nail diseases and more.



83% of cases took 15 minutes or less to complete

The most common questions from PCPs pertained to...



65% Diagnosis

- Interpretation of clinical findings, or an image report, histopathology report, or laboratory test



24% Management

- General management
- Necessity of a referral



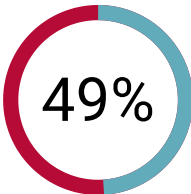
11% Drug Treatment

- Choice of drug
- Indications/goals of treatment

65% of eConsults provided advice on a new or additional course of action.

In 31% of cases, the current treatment plan was validated.

"Incredibly timely advice and very practical"



Referral was originally considered but avoided as a result of eConsult

Case Example

Day 1

PCP tells specialist about an elderly patient with a persistent lesion. A biopsy revealed Actinic Keratosis and found it non-malignant. PCP attaches a picture and asks whether cryotherapy or Aldara cream would be a better approach, and what the dosage/timing would be in either case.

Day 1

Specialist recommends one dose of cryotherapy, with follow-up at 3-4 weeks to see if additional doses are needed.

Day 2

PCP accepts advice, closes case.



BASE™ eConsult www.ChamplainBASEeConsult.com



@BASE_eConsult

Contact: Dr. Clare Liddy, cliddy@bruyere.org

Reference: O'Toole, A., Joo, J., DesGroseilliers, J. P., Liddy, C., Glassman, S., Afkham, A., & Keely, E. (2017). The association between question type and the outcomes of a Dermatology eConsult service. *International Journal of Dermatology*, 56(8), 836-841. <https://doi.org/10.1111/ijd.13628>.

